

RISO FW, FT, GD and GL Series

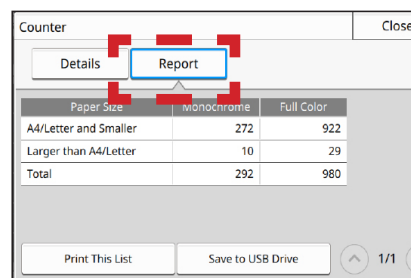
Obtaining a Meter Reading

Meter readings can be obtained from the RISO Injet Printer in two different ways:
FW Series touch screen panel shown

1 Using the Operational Panel “Function Keys”

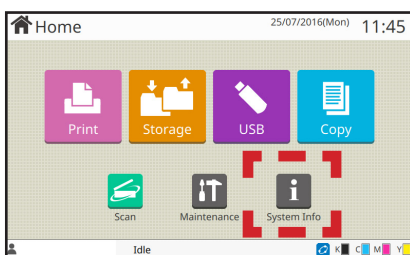


A] Press the > F1 button > on Operation

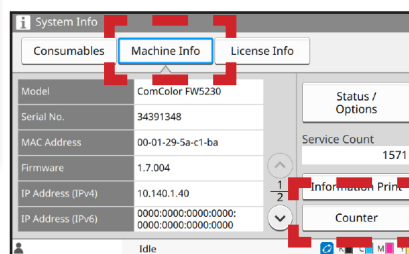


B] Counter > Details > will open where you can view or print out the meter reading.

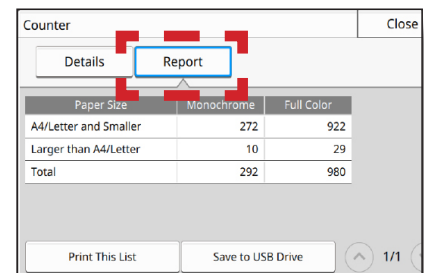
2 Via the Operational Touch Screen “Home Page”



A] In Home page select:
 > System Info >



B] In System Info select:
 > Machine Info > Counter



C] Counter > Details > will open where you can view or print out the meter reading.