


# RISO FW/FT/GD/GL

## RISO Print Driver Install

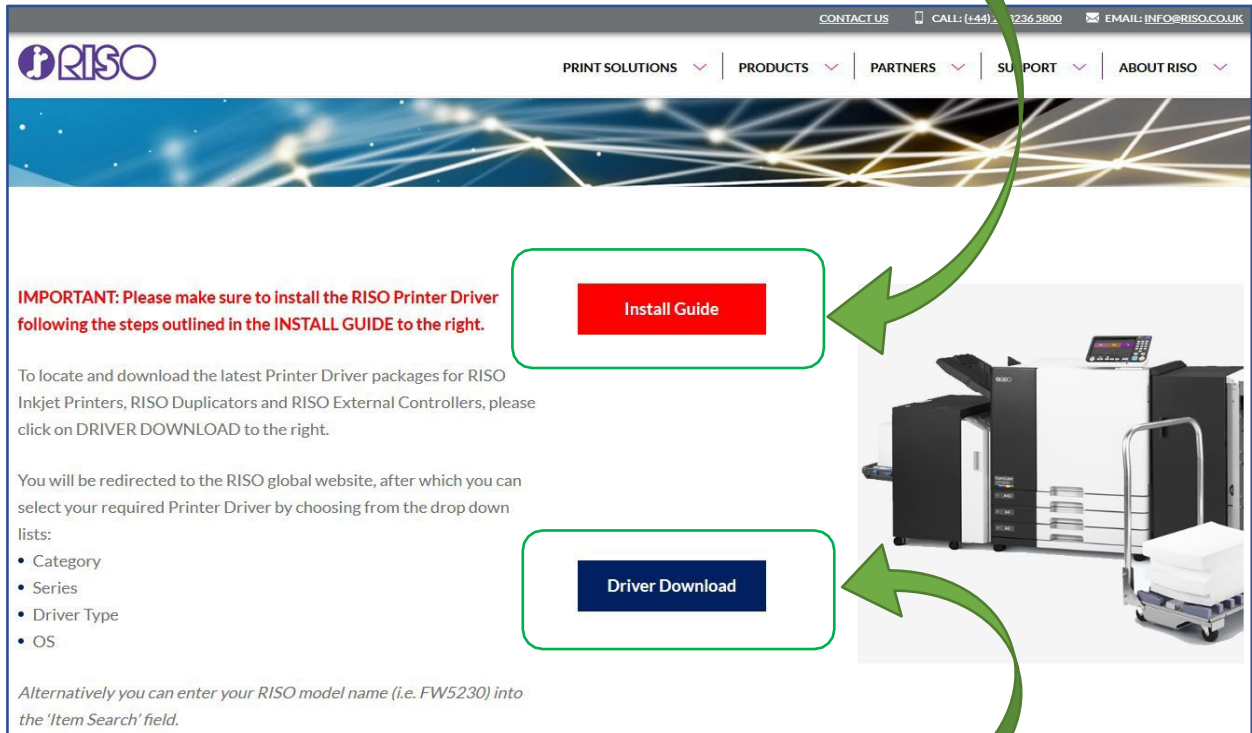


RISO UK Ltd  
April 2024 V1

**STEP #1** Please go to <https://www.riso.co.uk/drivers.html>

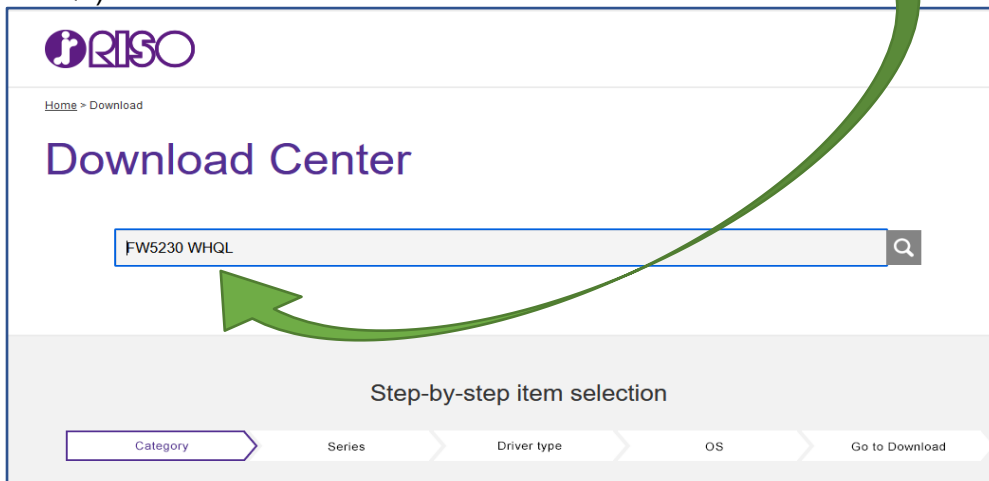
Download and review the Print Driver [INSTALL GUIDE](#)

**NB: Failure to follow the Install Guide can result in Print Driver issues**



**STEP #2** Click on [Driver Download](#) to access the Download Center

**STEP #3** Enter your **RISO printer model** and **WHQL** into Item Search (i.e. FW5230 WHQL)



**STEP #4** Choose the latest version of print driver (DVDnnnX) that matches both your RISO device(s), your OS version(s) & OS type (32/64bit)

Please use a supported print language according to the options installed on your RISO device (NB: PS-KIT is an optional item). You can check if you have this item installed by following the guide - [Confirm if PS-Kit Fitted](#)

Example: WHQL - Print Drivers for FW5230

- FW5230 GDI (standard print language)
- FW5230 PS-Kit (optional print language)

## Download Center

FW5230 WHQL



### ComColor FW Series PS-Kit WHQL (32-bit) Ver. 4.10.000 (DVD411C)

FW5230/FW5231/FW5000/FW2230/FW1230

Ink Jet : ComColor FW Series

Windows 10 (32-bit) / Windows 8.1 (32-bit)

### ComColor FW Series PS-Kit WHQL (32-bit) Ver. 4.3.002 (DVD403C)

FW5230/FW5231/FW5000/FW2230/FW1230

Ink Jet : ComColor FW Series

Windows Server 2008 (32-bit) / Windows 7 (32-bit)

### ComColor FW Series PS-Kit WHQL (64-bit) Ver. 4.10.000 (DVD414C)

FW5230/FW5231/FW5000/FW2230/FW1230

Ink Jet : ComColor FW Series

Windows Server 2019 (64-bit) / Windows Server 2016 (64-bit) / Windows Server 2012 R2 (64-bit) / Windows Server 2012 (64-bit) / Windows 10 (64-bit) / Windows 8.1 (64-bit) / Windows 11 (64-bit)

### ComColor FW Series PS-Kit WHQL (64-bit) Ver. 4.3.002 (DVD403C)

FW5230/FW5231/FW5000/FW2230/FW1230

Ink Jet : ComColor FW Series

Windows Server 2008 R2 (64-bit) / Windows Server 2008 (64-bit) / Windows 7 (64-bit)

### ComColor FW Series WHQL (32-bit) Ver. 4.10.000 (DVD410A\_WHQL)

FW5230/FW5231/FW5000/FW2230/FW1230

Ink Jet : ComColor FW Series

Windows 10 (32-bit) / Windows 8.1 (32-bit)

### ComColor FW Series WHQL (32-bit) Ver. 4.3.002 (DVD403D\_WHQL)

FW5230/FW5231/FW5000/FW2230/FW1230

Ink Jet : ComColor FW Series

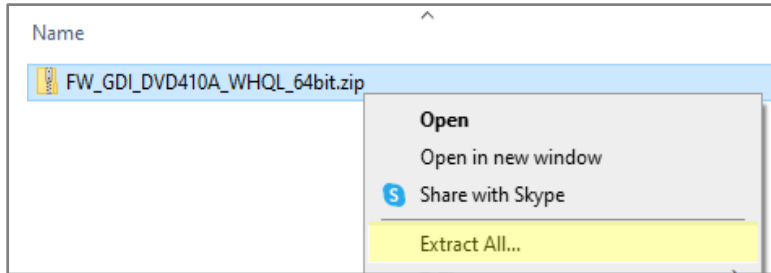
Windows Server 2008 (32-bit) / Windows 7 (32-bit)

### ComColor FW Series WHQL (64-bit) Ver. 4.10.000 (DVD410A\_WHQL)

FW5230/FW5231/FW5000/FW2230/FW1230

**STEP #5**

Download and UNZIP the Driver Package to a Computer/Server.



Open the newly created folder containing the unzipped files and run the **Setup.exe** Application.

Name	Type	Size
Driver	File folder	
Setup	File folder	
SetupMaker	File folder	
autorun.inf	Setup Information	1 KB
inst.ini	Configuration sett...	1 KB
readme_eng.txt	Text Document	7 KB
readme_jpn.txt	Text Document	9 KB
Setup.exe	Application	2,244 KB
Setup.ini	Configuration sett...	4 KB
slp.dll	Application exten...	328 KB
uninst.ini	Configuration sett...	2 KB

**STEP #6**

Follow the Installation procedure as per the [INSTALL GUIDE](#) previously downloaded in **STEP #1**